

## JHHS Asbestos Abatement Status Update Procedure

### Purpose of Document:





This document shall serve as a guide for Asbestos Testing and Asbestos Abatement Professionals, in informing them of the deliverables that must be included as part of your project closeout. These documents are required prior to funds being released for payment by Project Manager.

In addition to the standard Bulk Sampling & Laboratory "PLM" Analysis, Asbestos Chain of Custody, Test Reports and Photo documents, Testing and/or Abatement Professionals are also required to provide the JHHS Project Manager with a marked-up Asbestos Abatement drawing.

### Mark up Procedure:

The base drawing can be accessed through the JHHS WebCentral site or can be provided by the Project Manager. If you need access to the WebCentral system, please email [WebCentral@jhmi.edu](mailto:WebCentral@jhmi.edu) requesting access.

The drawing shall be marked-up as follows (all colors shall be translucent so the drawing below can be seen):

ASBESTOS ABATEMENT LEGEND	
	FLOORING/MASTIC; ACM REMOVED OR MATERIAL TESTED NEGATIVE
	PIPE INSULATION; ACM REMOVED OR MATERIAL TESTED NEGATIVE
	SPRAYED-ON FIRE PROOFING; ACM REMOVED OR MATERIAL TESTED NEGATIVE
	ALL ACM REMOVED FROM OR MATERIALS TESTED NEGATIVE

NOTE 1: AREAS ABATED OR TESTED NEGATIVE ARE HATCHED.  
HATCHES ARE COMBINED WHERE MULTIPLE TYPES HAVE BEEN  
REMOVED OR TESTED ON FLOOR SURFACE AND/OR ABOVE CEILING.

NOTE 2: UNHATCHED AREA MAY CONTAIN THE FOLLOWING TYPES:  
\* VAT AND MASTIC  
\* ASBESTOS PIPING  
\* SPRAYED ON ASBESTOS FIREPROOFING/INSULATION

NOTE 3: ACM = ASBESTOS CONTAINING MATERIAL

- If there are areas where multiple types of ACM have been removed or the material tested negative (but not all ACM have been removed or tested negative, it may be necessary to mark-up multiple drawings to adequately illustrate the Abatement Status.
- The mark-up procedure may be completed digitally or by hand, however, please ensure that the drawing is clear and concise.
- Upon project completion, the marked-up drawing shall be forwarded to the project manager for dispersal to the Space Data + Design Support Technician for the campus.

Version 1  
Authored by: Kevin L. Bernhard  
[kberha1@jhmi.edu](mailto:kberha1@jhmi.edu)

